

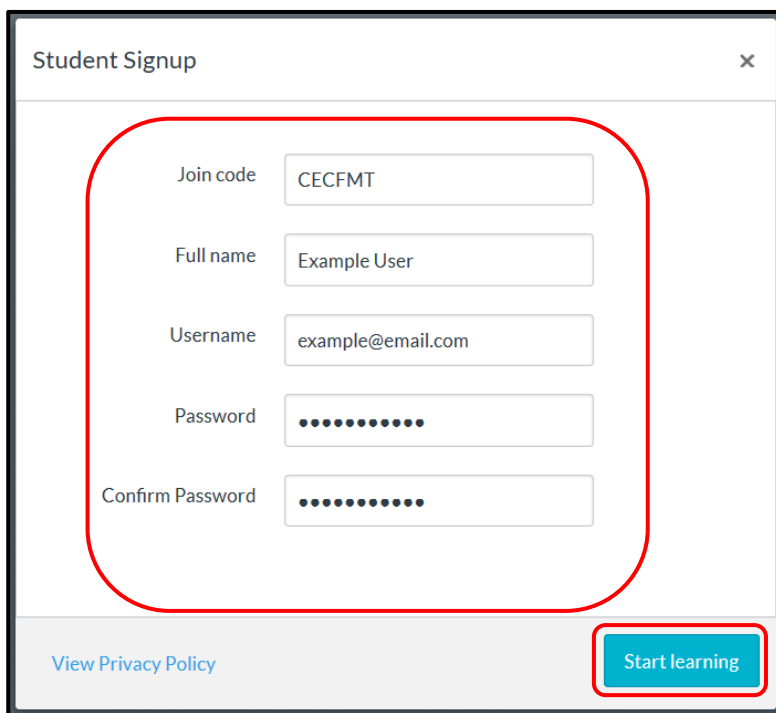
The School Suite: Free Access - Canvas Course Overview

This short guide will assist you in setting up your new Canvas account and exploring the School Suite: Free Access course.

New Users & First Access:

New Canvas users can create a new Canvas account & sign up for access to the School Suite: Free Access course as follows:

1. Visit: <https://schoolsuite.instructure.com/register>
2. Select 'I'm a Student'
3. Enter the Join Code: **CECFMT**
4. Enter your full name and preferred email address (used for Canvas username & email notifications)
5. Enter your desired password as indicated
6. Finally click 'Start Learning'



Student Signup

Join code: CECFMT

Full name: Example User

Username: example@email.com

Password:

Confirm Password:

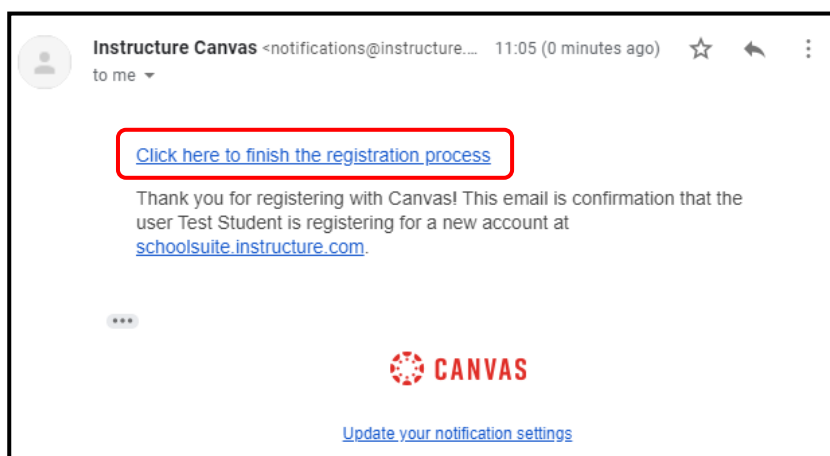
[View Privacy Policy](#)

[Start learning](#)

Your new Canvas account has now been successfully created & you will have received an automated email from Canvas asking you to confirm your account registration.

Note: You may need to check your junk/spam folders.

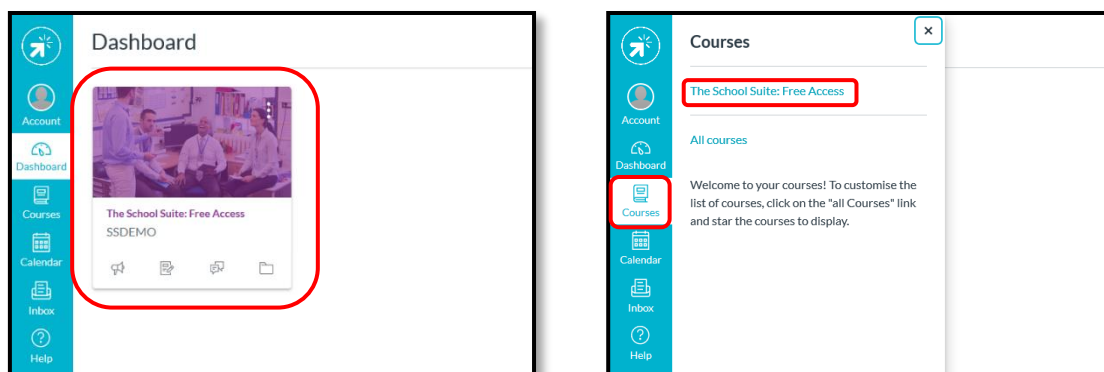
Please finalise your account registration before proceeding.



Your new Canvas account has now been fully setup & you can now explore the School Suite: Free Access course.

Accessing the School Suite: Free Access Course:

The School Suite: Free Access course will be easily accessible to you via the course tile found on your Canvas 'Dashboard' (homepage after logging in) or via the link in your 'Courses' list.



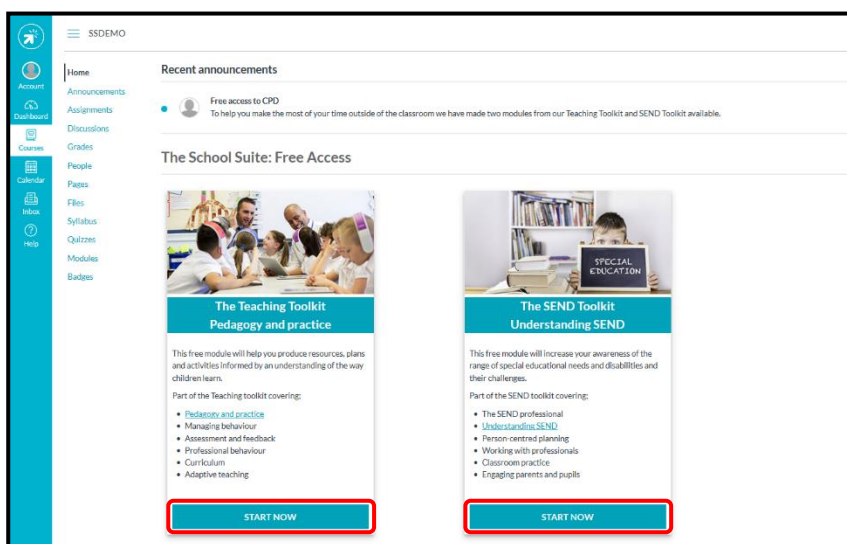
Exploring the School Suite: Free Access Course:

Within the School Suite: Free Access course, we have included two example modules for you to review, these are:

- **The Teaching Toolkit – Pedagogy and Practice**
- **The SEND Toolkit – Understanding SEND**

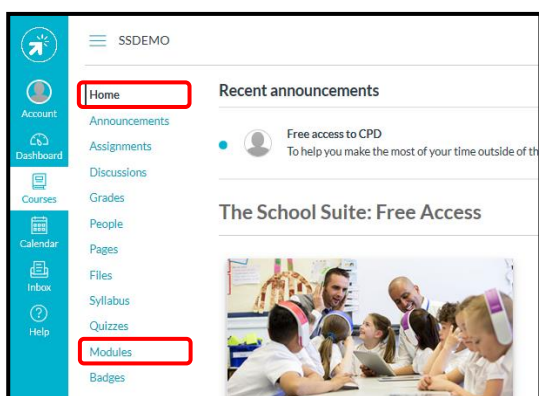
Each module contains a collection of useful content pages and several reflective activities for you to engage with.

Simply click on the 'Start Now' button for the relevant module to access the first page, at the bottom of each content page or activity you will find a 'Next' button which you can use to move sequentially through the module contents.



To return to the homepage of The School Suite: Free Access course at any time simply click on the 'Home' link from the course level navigation options.

For a useful overview of all module contents click on the 'Modules' link from the course level navigation options.



Returning Users & Ongoing Access:

After you have created your account and successfully logged in for the first time you can easily log back into the website here:

<https://schoolsuite.instructure.com>

(Recommend bookmarking this address for easy future access)

To login you will use your existing username & password created at your first registration.

Note: We will regularly look to remove inactive users from this course on a monthly basis, if your account is removed you will be able to register for a new account using the process outlined within this guide.

Interested in Signing Up for the Full School Suite?

For more information on registering for the full School Suite please refer to our website:

<https://www.bestpracticenetwork.co.uk/the-school-suite>